

# G.H.G.Haraprakash College of Education for Women, Sidhwan Khurd

## Report of Student Satisfaction Survey

Session 2022-23

### DATA COLLECTION AND ANALYSIS

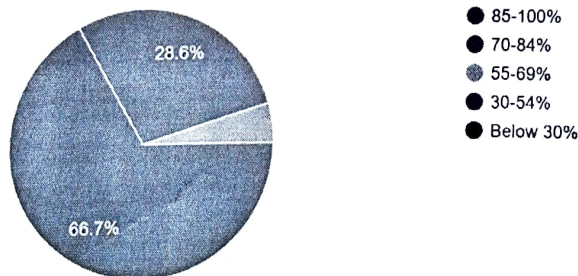
An effort was made to conduct Student satisfaction survey from all students of the college. For this purpose, a google form was created and sent to students. Last question was qualitative in nature, so the qualitative results are compiled in the end. In order to get comprehensive results quantitatively pie charts are used. The results are presented as follows:

### Findings

#### 1.Syllabus coverage

The results indicate that 66.6% B.Ed. students agree that syllabus in all subjects is covered up to 85-100% and 28.6% M.Ed students agreed that up to 70-84% syllabus is covered at proper time.


Syllabus in all the subjects is covered  
21 responses



## 2. Teachers Preparedness

The following pie chart indicates that 57.1% B.Ed students agree that teachers prepare satisfactorily before going to class and 42.9% students reported that teachers prepare thoroughly before taking class .


Teachers prepare for the classes  
21 responses



## 3. Communication Skills

It is reported by 90.5 % students that teachers communiante always effectively while teaching, whereas 9.5% reported that teachers communicate satisfactorily in classes. None reported about the poor communication skills of teachers.

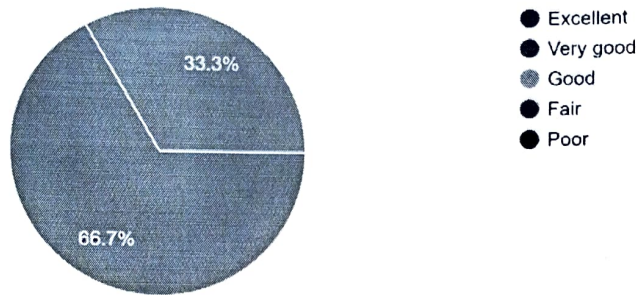
Teachers communicate during teaching  
21 responses



#### 4. Teacher's approach to Teaching

The results indicate that 66.7% students agreed that teachers have an excellent approaches for teaching and 33.3% agreed that very good teaching approaches are used in the classrooms for teaching.

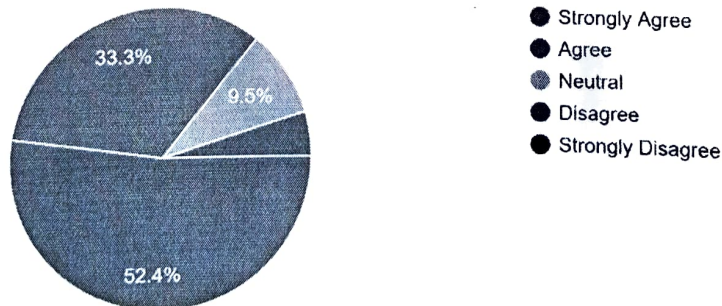
Teacher's approach to teaching is  
21 responses



#### 5. Process of Internal Evaluation

52.4% students strongly agree and 33.3% agree that the process of Internal evaluation is fair.

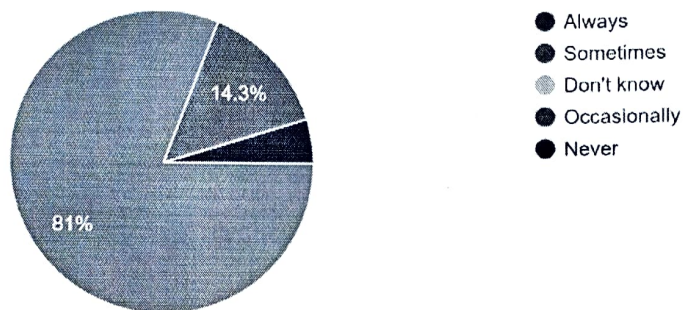
Internal evaluation process is fair  
21 responses



## 6. Discussion on performance in assignments

It was reported by 81% students that teachers always give discussion on their performance in various assignments, where as 14.3% students reported that sometimes the discussion on performance in assignments is carried away.

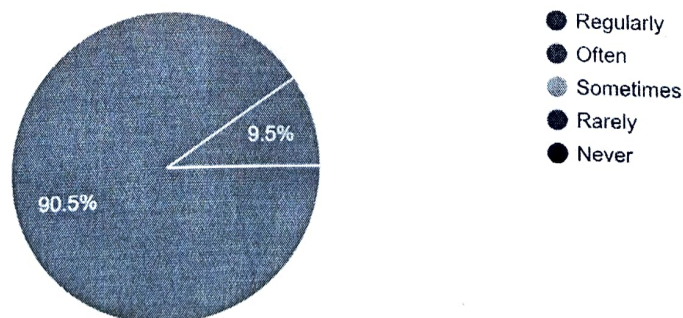
Performance in assignments/tests is discussed  
21 responses



## 7. Promotion of Internship, student exchange and field activities

90.5% students reported that college regularly promotes Internship, student exchange and field activities. Only 9.5% responded that such activities are often promoted in the college.

Internship, student exchange, and field activities are promoted in the institute  
21 responses

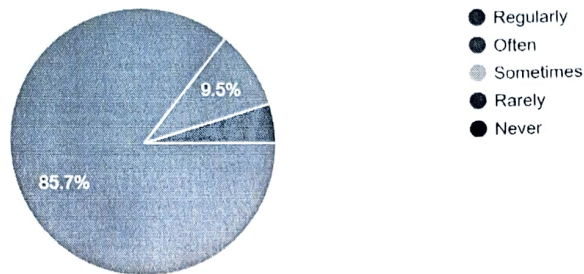


## 8. Facilitation of Cognitive, affective and Conative development through various co-curricular activities

It can be observed that 85.7% students stated that institute regularly facilitates Cognitive, affective and Conative development through various co-curricular activities and 9.5% students stated that this kind of facilitation is often provided.

Cognitive, Affective and Conative development is facilitated through various co-curricular activities organised in the institute.

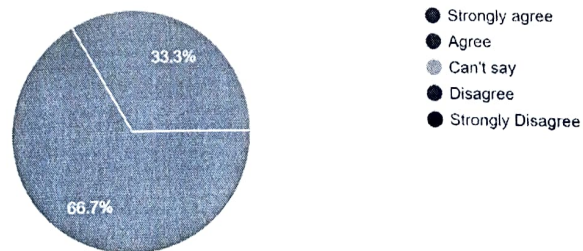
21 responses



## 9. Learning Opportunities

66.7% students strongly agree that college provides opportunities to learn and grow and 33.3% students agree that this kind of opportunities are offered by the college.

Multiple opportunities are provided to learn and grow in the institution  
21 responses

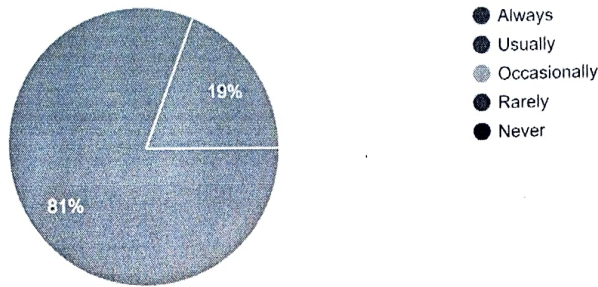


### 10. Orientation about programme outcomes and course outcomes

81 % students stated that orientation about programme outcomes and course outcomes is always given by the teachers in the beginning of every semester, whereas 19% reported that orientation about programme outcomes and course outcomes is usually given by the teachers in the beginning of every semester

Orientation about programme outcomes( objectives) and course outcomes (subject wise objectives) is given by the teachers in the beginning of the semester

21 responses

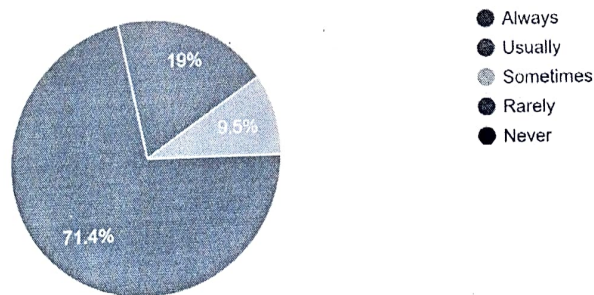


### 11 Follow up by Mentors

71.4 % students stated that mentors always follow up of the assigned work and 19% reported that follow up is usually done by mentors and 9.5% reported that follow up is sometimes done by mentors for the assigned work.

Follow up of assigned work is done by mentors

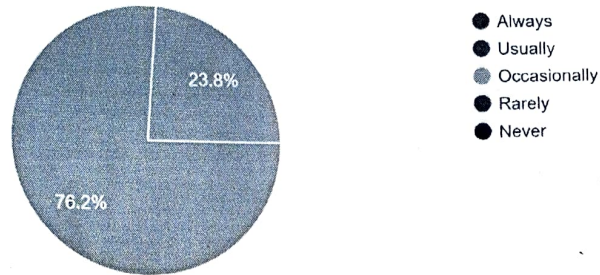
21 responses



## 12. Use of Illustrations

76.2 % students reported that teachers always illustrate the concepts by taking day to day life examples and 23.8 % students stated that usually teachers take day to day life examples to illustrate a topic.

The Teacher illustrate the concepts with day to day life examples.  
21 responses

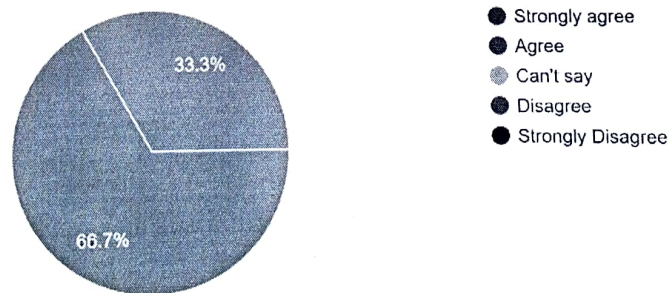


## 13. Guidance to students

It was indicated by 66.7% students strongly agree that teachers do identify strengths and weaknesses of students and provide right guidance to overcome weaknesses whereas 33.3% students agree on this component.

The teachers identify strengths and weaknesses of students and provide right guidance to overcome weaknesses.

21 responses

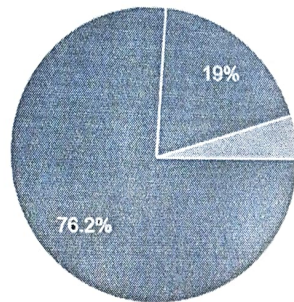


## 14. Use of student centric methods

76.2% students reported that to a great extent teachers use student centric methods such as experiential learning , participative and problem solving methodologies for providing rich learning experiences and 19% stated that these methods are moderately used by the teachers.

Teachers use student centric methods such as experiential learning, participative and problem solving methodologies for providing rich learning experiences.

21 responses



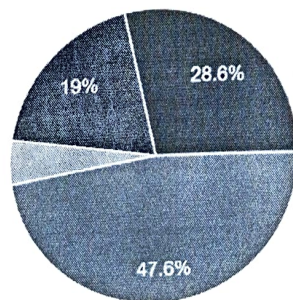
- To a great extent
- Moderately
- Somewhat
- Very little
- Not at all

## 15. Opportunities and Encouragement for co-curricular activities

Only 28.6% students strongly agree that college provides ample opportunities and encouragement to participate in co-curricular activities whereas 47.6% students strongly disagree on this component, whereas 19% agree that college provides ample opportunities and encouragement to participate in co-curricular activities.

Ample opportunities and encouragement is given to participate in co-curricular activities.

21 responses



- Strongly disagree
- Disagree
- Can't say
- Agree
- Strongly agree

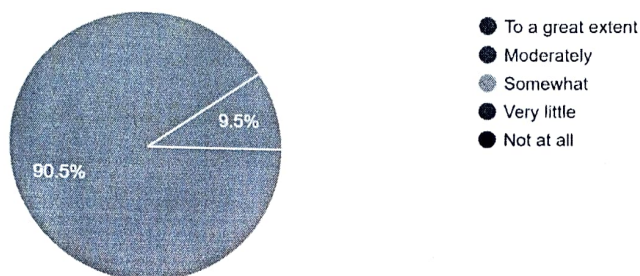


## 16. Organisation of extension lectures/ Workshops

90.5% students reported that to a great extent institute organizes expert lectures, workshops or make other efforts to develop communication skills, life skills and employability skills to make them ready for the world of work, whereas 9.5% students reported that such activities are carried out moderately.

Institute organizes expert lectures, workshops or make other efforts to develop communication skills, life skills and employability skills to make you ready for the world of work.

21 responses

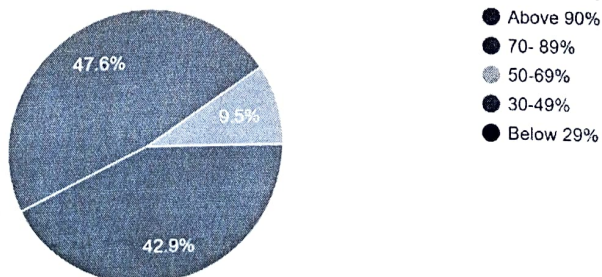


## 17. Technology usage by Teachers

42.9% students reported that above 90 % teachers use technology while teaching and 47.6% students reported that more than 70 % teachers use technology while teaching.

What percentage of teachers use technology( ICT tools) while teaching.

21 responses



**Qualitative Suggestions:**

The following qualitative suggestions were given by students:

1. Use better graphics and visual media to engage students well.
2. Try to reach every student and ask for their doubts.

## Action Taken

The following actions were taken after conducting student satisfaction survey:

1. e-lessons were developed and shared by the faculty.
2. Small groups were formed during remedial teaching for doubt resolutions.
3. Guidance and counselling cell and grievances redressal cell tries to handle individual problems.

In charge

Dr Shally

Dr Geeta Kundi

*Shally*  
*Geeta*

Principal

G. H. G. Harparkash Colle

of Education for Women

SIDHWAN KHURD (Ld)

*Principal*