

# G.H.G.Harparkash College of Education for Women, Sidhwan Khurd

## Report of Student Satisfaction Survey

Session 2023-24

### DATA COLLECTION AND ANALYSIS

An effort was made to conduct Student satisfaction survey from all students of the college. For this purpose, a google form was created and sent to students. Last question was qualitative in nature, so the qualitative results are compiled in the end. In order to get comprehensive results quantitatively pie charts are used. The results are presented as follows:

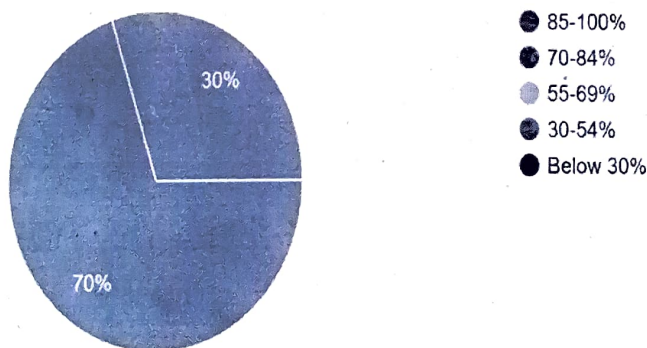
### Findings

#### 1. Syllabus coverage

The results indicate that 70% students agree that syllabus in all subjects is covered up to 85-100% and 30% students agreed that up to 70-84% syllabus is covered at proper time.

Syllabus in all the subjects is covered


40 responses



## 2. Teachers Preparedness

The following pie chart indicates that 55% students agree that teachers prepare satisfactorily before going to class and 45% students reported that teachers prepare thoroughly before taking class .


Teachers prepare for the classes  
40 responses



## 3. Communication Skills

It is reported by 85 % students that teachers communicate always effectively while teaching, whereas 10% reported that teachers communicate satisfactorily in classes and 5% teachers communicate sometimes effectively. None reported about the poor communication skills of teachers.

Teachers communicate during teaching  
40 responses

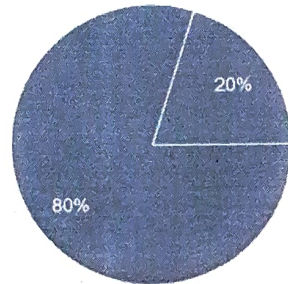


#### 4. Teacher's approach to Teaching

The results indicate that 80% students agreed that teachers have an excellent approach for teaching and 20% agreed that very good teaching approaches are used in the classrooms for teaching.

Teacher's approach to teaching is

40 responses



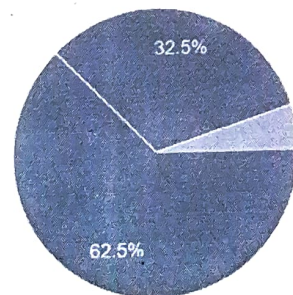
- Excellent
- Very good
- Good
- Fair
- Poor

#### 5. Process of Internal Evaluation

62.5% students strongly agree and 32.5% agree that the process of Internal evaluation is fair.

Internal evaluation process is fair

40 responses

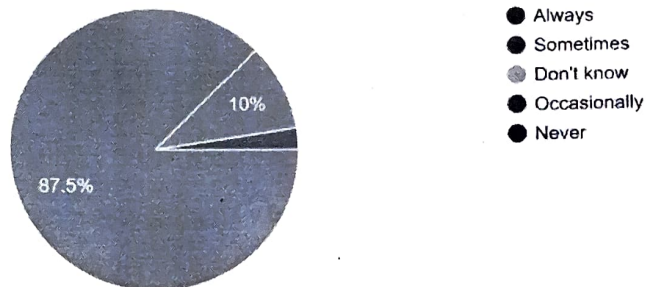


- Strongly Agree
- Agree
- Neutral
- Disagree
- Strongly Disagree

## 6. Discussion on performance in assignments

It was reported by 87.5% students that teachers always give discussion on their performance in various assignments, where as 10% students reported that sometimes the discussion on performance in assignments is carried away.

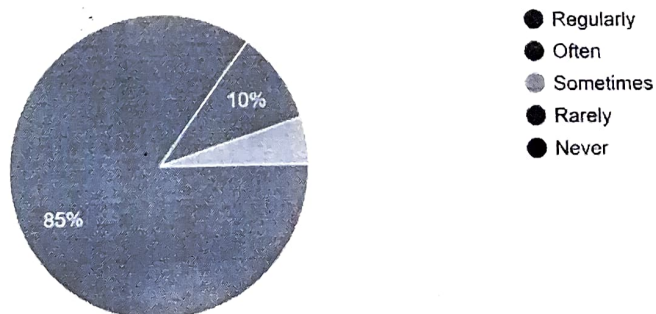
Performance in assignments/tests is discussed  
40 responses



## 7. Promotion of Internship, student exchange and field activities

85% students reported that college regularly promotes Internship, student exchange and field activities. Only 10% responded that such activities are often promoted in the college and 5% students reported that college sometimes promotes Internship, student exchange and field activities.

Internship, student exchange, and field activities are promoted in the institute  
40 responses

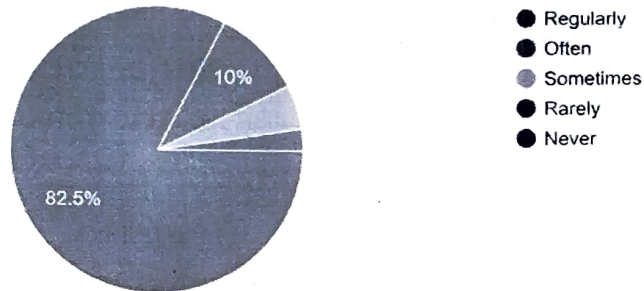


## 8. Facilitation of Cognitive, affective and Conative development through various co-curricular activities

It can be observed that 82.5% students stated that institute regularly facilitates Cognitive, affective and Conative development through various co-curricular activities and 10% students stated that this kind of facilitation is often provided.

Cognitive, Affective and Conative development is facilitated through various co-curricular activities organised in the institute.

40 responses

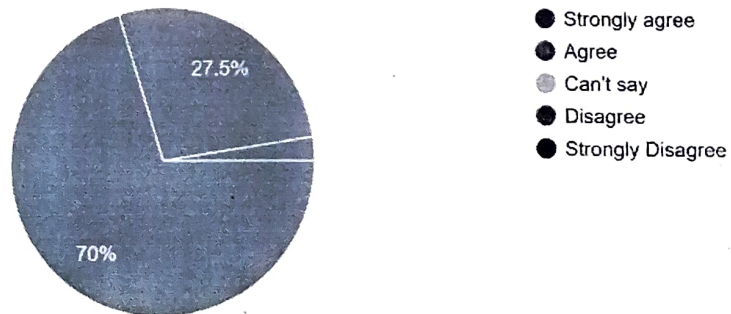


## 9. Learning Opportunities

70% students strongly agree that college provides multiple opportunities to learn and grow and 27.5% students agree that this kind of opportunities are offered by the college.

Multiple opportunities are provided to learn and grow in the institution

40 responses

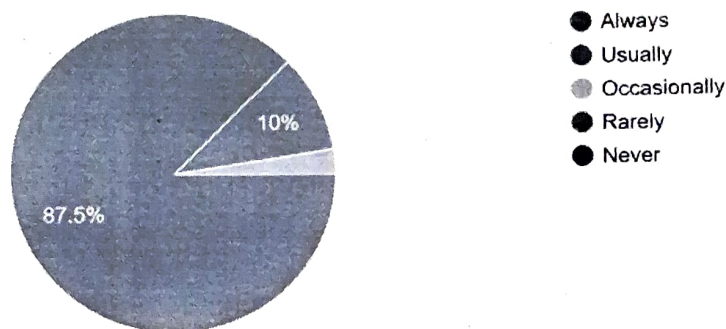


## 10. Orientation about programme outcomes and course outcomes

87.5% students stated that orientation about programme outcomes and course outcomes is always given by the teachers in the beginning of every semester, whereas 10% reported that orientation about programme outcomes and course outcomes is usually given by the teachers in the beginning of every semester.

Orientation about programme outcomes (objectives) and course outcomes (subject wise objectives) is given by the teachers in the beginning of the semester

40 responses




## 11 Follow up by Mentors

95% students stated that mentors always follow up of the assigned work and 5% reported that follow up is usually done by mentors and for the assigned work.

Follow up of assigned work is done by mentors

40 responses




## 12. Use of Illustrations

92.5 % students reported that teachers always illustrate the concepts by taking day to day life examples to illustrate a topic.

The Teacher illustrate the concepts with day to day life examples.

40 responses

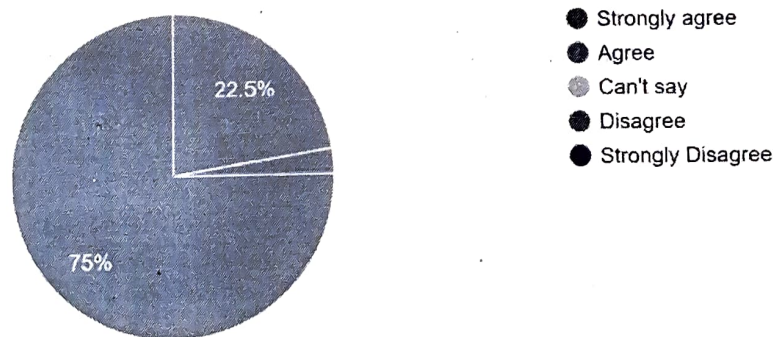


## 13. Guidance to students

It was indicated by 75% students strongly agree that teachers do identify strengths and weaknesses of students and provide right guidance to overcome weaknesses whereas 22.5% students agree on this component.

The teachers identify strengths and weaknesses of students and provide right guidance to overcome weaknesses.

40 responses

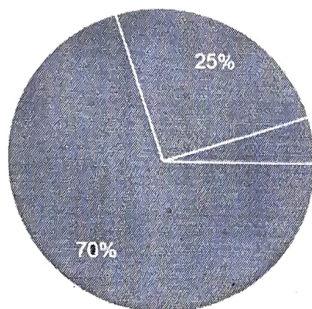


#### 14. Use of student centric methods

70% students reported that to a great extent teachers use student centric methods such as experiential learning, participative and problem-solving methodologies for providing rich learning experiences and 25% stated that these methods are moderately used by the teachers.

Teachers use student centric methods such as experiential learning, participative and problem solving methodologies for providing rich learning experiences.

40 responses



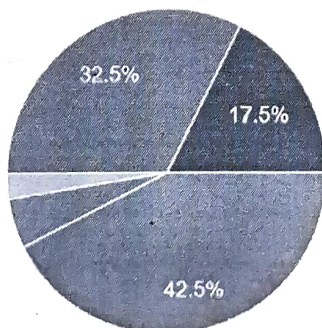
- To a great extent
- Moderately
- Somewhat
- Very little
- Not at all

#### 15. Opportunities and Encouragement for co-curricular activities

Only 17.5% students strongly agree that college provides ample opportunities and encouragement to participate in co-curricular activities whereas 42.5% students strongly disagree on this component, whereas 32.5% agree that college provides ample opportunities and encouragement to participate in co-curricular activities.

Ample opportunities and encouragement is given to participate in co-curricular activities.

40 responses



- Strongly disagree
- Disagree
- Can't say
- Agree
- Strongly agree

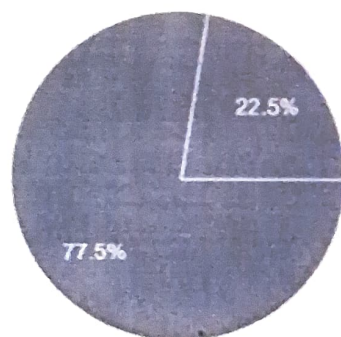


## 16. Organisation of extension lectures/ Workshops

77.5% students reported that to a great extent institute organizes expert lectures, workshops or make other efforts to develop communication skills, life skills and employability skills to make them ready for the world of work, whereas 22.5% students reported that such activities are carried out moderately.

Institute organizes expert lectures, workshops or make other efforts to develop communication skills, life skills and employability skills to make you ready for the world of work.

40 responses



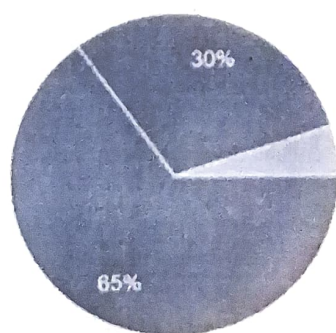
- To a great extent
- Moderately
- Somewhat
- Very little
- Not at all

## 17. Technology usage by Teachers

65% students reported that above 90 % teachers use technology while teaching and 30% students reported that between 70-89 % teachers use technology while teaching.

What percentage of teachers use technology( ICT tools) while teaching.

40 responses



- Above 90%
- 70-89%
- 50-69%
- 30-49%
- Below 29%

## Qualitative Suggestions:

The following qualitative suggestions were given by students:

1. Use Innovative methods of teaching in the classrooms.
2. Addcourse books mainly in Punjabi, Hindi and English medium.

## Action Taken

The following actions were taken after conducting student satisfaction survey:


1. Faculty members are using innovative methods like dialogue, flipped and co-operative learning approaches and are regularly encouraged to do so.
2. Course books are purchased in English, Hindi and Punjabi mediums. Teachers also donate course books regularly for book bank which are issued to the students as per their demand.

In charge

Dr. Shally 

Dr. Geeta Kundi 

  
Principal

  
Principal  
G.H.G.D. Harpreet Kaur  
College  
of Education for Women  
SIDHWAN KHURD (Ldh.)